

VERSATILE CONTRAST TEXTURE  
GRANDEUR PATTERNS AESTHETICS

BOLD

INTERIOR

# MOZAICLAM

SMOOTH

MODERN


SPLENDID

VOGUE

ENTICING

REGAL

UNIQUE



ACRYLIC  
LAMINATES

5  
YEARS  
WARRANTY

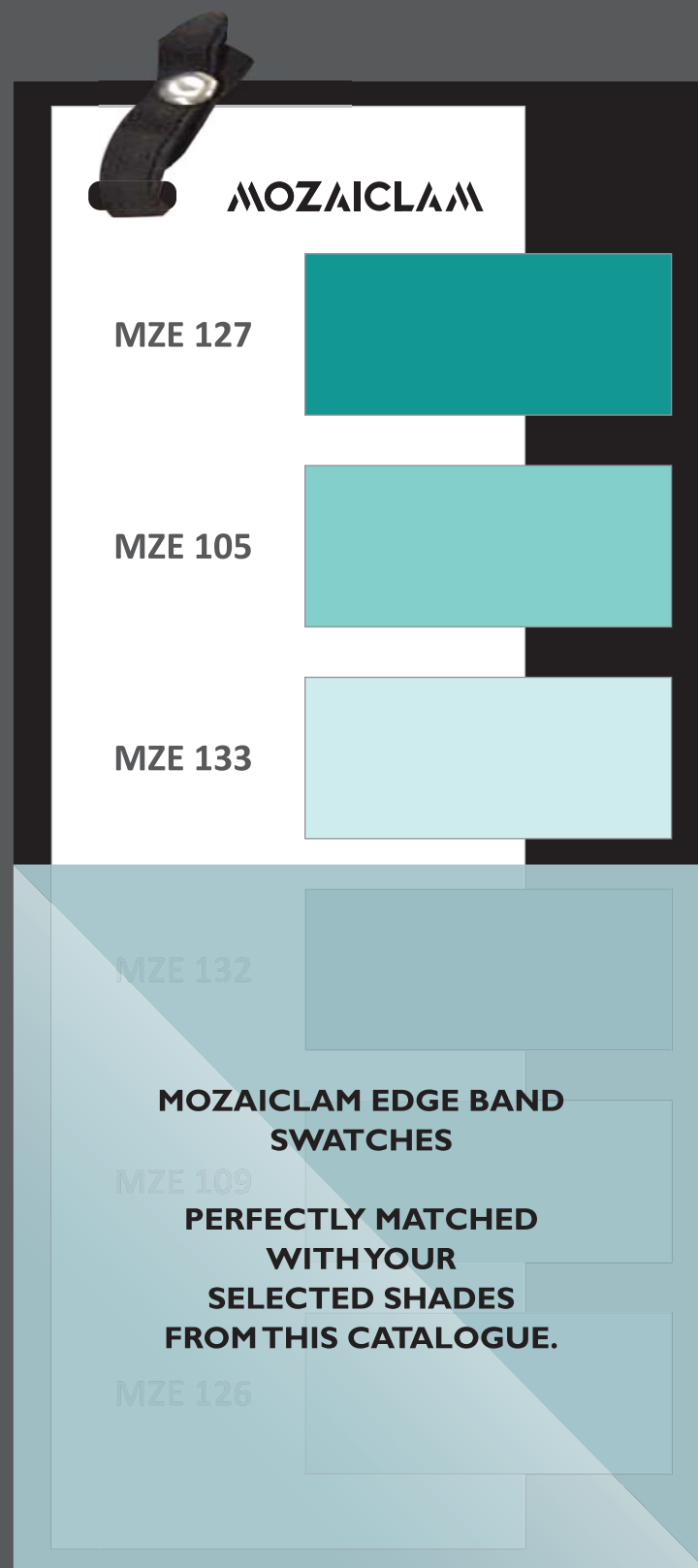
  
ANTI  
SCRATCH

6H

1.5 mm

# MOZAICLAM

## EDGE BANDS



# MOZAICLAM

ACRYLIC LAMINATES

## FEATURES



### DURABLE

Mozaiclam Acrylic Laminates exceptional features makes them strong and highly durable.



### ANTI SCRATCH

Mozaiclam Acrylic Laminates are developed with top tier technology.

**6H Coating** makes it highly scratch resistant.



### SUPERIOR GLOSS

Mozaiclam Acrylic Laminates are made of **100% Pure PPMA** laminates, which gives the surfaces a super glossy finish & mirror like sheen that retains its color and brightness over the years.



### LIGHT WEIGHT

The flawless design structure of Mozaiclam Acrylic Laminates are engineered to be extremely light weight and easy to apply.



### COLORS & VARIETIES

Mozaiclam Acrylic Laminates retain their color and brightness for ages and are available in plenty of vibrant colors.



### LOW MAINTENANCE

Mozaiclam Acrylic Laminates are easy to use with very low maintenance. Just a normal wipe with a clean & wet cotton cloth is necessary.



### TERMITE PROOF

Mozaiclam Acrylic Laminates are specially treated to ensure that they remain termite and borer free for a lifetime.



### WATER PROOF & STAIN RESIST.

Mozaiclam Acrylic Laminates are treated with a special coating on their surfaces to make them water proof.

## WAYS TO KEEP MOZAICLAM ACRYLIC LAMINATE NEW FOREVER

Follow some steps mentioned as below to maintain Mozaiclam Acrylic Laminates.

- To clean the surface of Acrylic Laminates do not use thinner.
- Wipe the surface gently with a non-abrasive cloth.
- Avoid the use of abrasive liquid cleansers, bleaching compounds or solution as these may damage the surface of the laminates.
- Use mild house hold glass cleaner like COLIN to remove more stubborn stains.
- You can use normal water also for cleaning.
- Do not place hot cookware directly on the Acrylic Laminate.
- Always store Acrylic Laminates at temperature below 300 Celsius.

## HOW TO APPLY MOZAICLAM ACRYLIC LAMINATES ON INTERIORS & FURNITURE

- Use balancing sheet on backside.
- Always clean the dust particles properly from the substrate (Plywood MDF, Particle Board) surface by cloth or soft brush.
- Always use good quality branded PVC adhesive to stick Acrylic Laminate on substrate. Please don't add water in adhesive before using it.
- Spread the adhesive uniformly by brush, roller or adhesive spreader on Acrylic Laminate and base substrate (Plywood, MDF, Particle Board).
- It is very necessary to remove the air between Acrylic Laminate and substrate. Please leave minimum 2mm of groove between two pieces of Acrylic Laminate.
- At the time of pressing Acrylic Laminate on base substrate (Plywood, MDF, Particle Board) always use soft pinch roller or normal pressing technique to protect surface from any damage.
- The pressing should be done from the middle of the panel and move towards to the sideline and corners of the panel.
- For better bonding of Acrylic Laminate on substrate, press it for minimum 12 to 15 hours.
- Peel off the protective film within 15 days of installation.

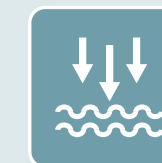
## WAYS TO PREVENT MOZAICLAM ACRYLIC LAMINATES FROM COLOR FADE OR YELLOWING

- Do not expose your Acrylic Laminates furniture to direct sunlight, it may cause discolouring, fading and yellowing of the laminates.
- Don't use inferior quality chemical dipped plywood as it can react with adhesive which may cause yellow patches after the installation.
- Don't use synthetic rubber adhesive for bonding as it may lead to brown/colored patches on Acrylic Laminates.
- Don't place hot cookware directly on the Acrylic Laminates.
- Prolong exposure of Acrylic Laminate above 30-degree temperature should be avoided.


## YOU CAN AVOID PROBLEMS LIKE AIR BUBBLE & DELAMINATION ACRYLIC LAMINATE.



Avoid the lamination process of Acrylic Laminate under high humidity environment.



Don't use uneven surface substrate (Plywood, MDF, Particle Board) that may lead to air vacuum and air bubble which may appear after the installation.



Insufficient or lack of pressing during the bonding period of Acrylic Laminate.



Prevent the base substrate (Plywood, MDF, Particle Board) to absorb moisture. Because after few days of installation, it gradually loses moisture and this resulting in air bubble formation between Acrylic Laminate and substrate.



Don't use the water base synthetic resin adhesive any other the PEVA (Polyethylene Vinyl Acetate Co-polymer)



Take extra care during use of big size acrylic laminate for panelling because due to the bigger surface area, improper lamination may lead to air bubble formation after installation.

ABOUT US...

Our divine range of acrylic laminates was launched in 2022 with a 6H quality coating. We use 100% pure acrylic raw material and European processes to manufacture these high-quality laminates.

Our Acrylic laminates represent the best of the advanced high-gloss laminates. The high quality laminates include PMMA and ABS Layer to guarantee a high-tensioning force offering complete surface stability. The laminates are scratch proof, and an ideal choice for interior applications.

Boasting a legacy of a decade, Mozaiclam offers to revitalize the space around you. Whether it is your home or your workspace, we offer the best solutions in laminates. Be it public or private space, we offer all types of solutions for surfaces and help you infuse radiance, life, and colors into your surroundings.

Moreover, our collections offer limitless possibilities and help your spaces to be as stylish and refined as you want. From solids to textures, from naturals to eternal, Mozaiclam turns your imagination into reality.

Mozaiclam provides top-notch laminate sheets with distinctive features like antibacterial, scratch-proof, impact-resistance, fire retardant, and many more to gain a competitive edge above the rest.

In concrete, we offer quality, affordability, design, and sustainability. We are proud of our achievements and continue to work for the better.

## CONTENT

**FLUTE** ----- **1 - 4**

**SOLIDS** ----- **5 - 16**

**MARBLE** ----- **17 - 20**

**MIRROR** ----- **21 - 22**





USED COLOR SHADE  
MZA - 7002




MZA-7002



- There can be colour variation in material from different batches, it is advised to use same batch material to avoid colour variation.
- Actual colour of the laminate sheet may vary from the sample in this catalogue.




MZA-7003




MZA-7001






MZA-7005



MZA-7006



USED COLOR SHADE  
MZA - 7005

- There can be colour variation in material from different batches, it is advised to use same batch material to avoid colour variation.
- Actual colour of the laminate sheet may vary from the sample in this catalogue.




MZA-7004






USED COLOR SHADE  
MZA - 1038



Matching Edge Band - MZE 106




MZA-1001



Matching Edge Band - MZE 107




MZA-1002



Matching Edge Band - MZE 136



MZA-1036



Matching Edge Band - MZE 138



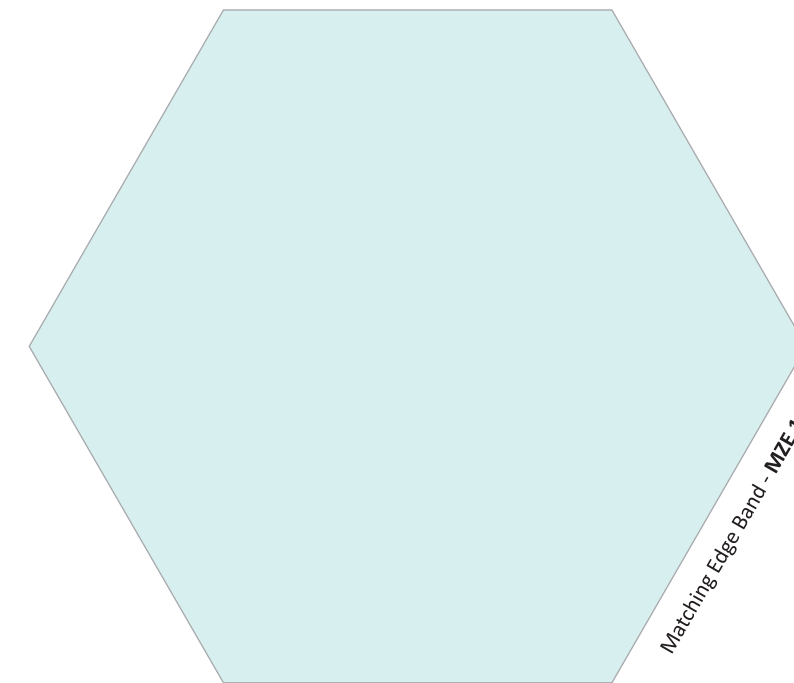
MZA-1038

- There can be colour variation in material from different batches, it is advised to use same batch material to avoid colour variation.
- Actual colour of the laminate sheet may vary from the sample in this catalogue.

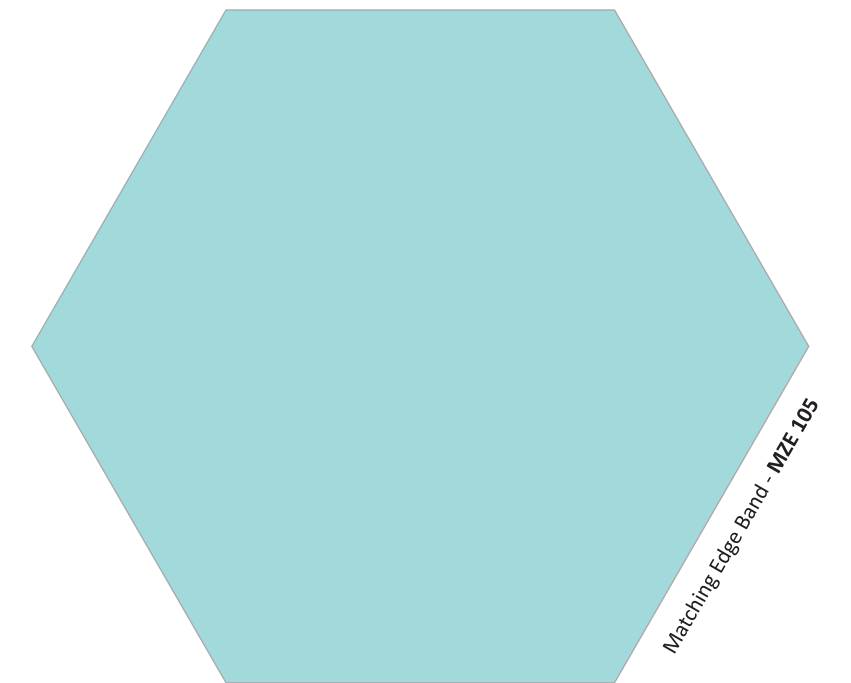


USED COLOR SHADE  
MZA - 1032


- There can be colour variation in material from different batches, it is advised to use same batch material to avoid colour variation.
- Actual colour of the laminate sheet may vary from the sample in this catalogue.




MZA-1032



MZA-1014



MZA-1026

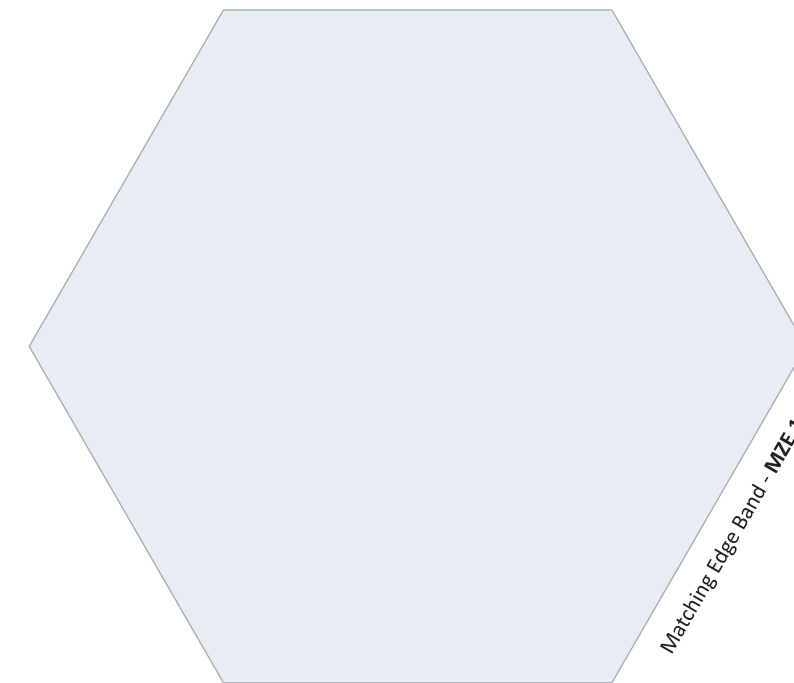


MZA-1031

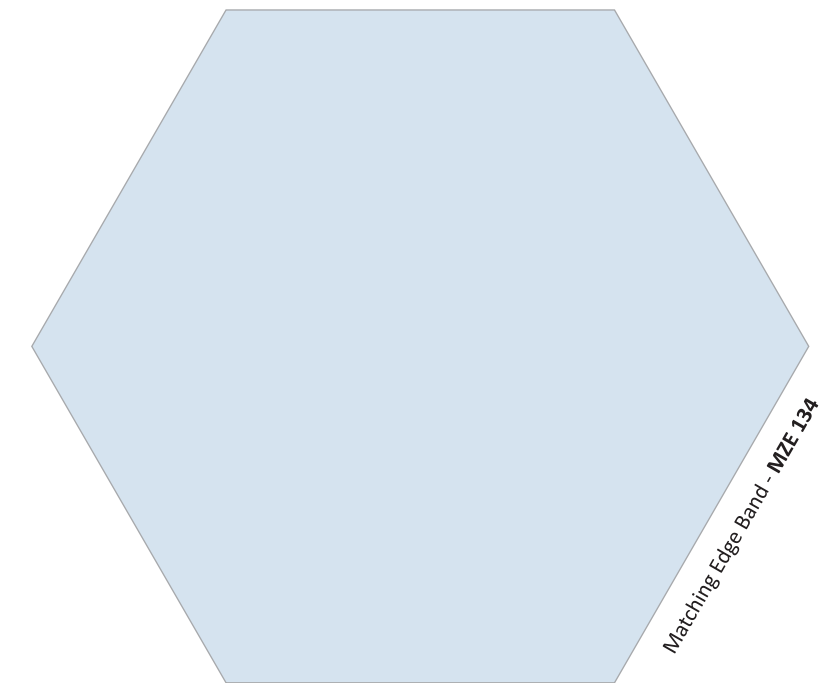





USED COLOR SHADE  
MZA - 1029




MZA-1013



MZA-1033



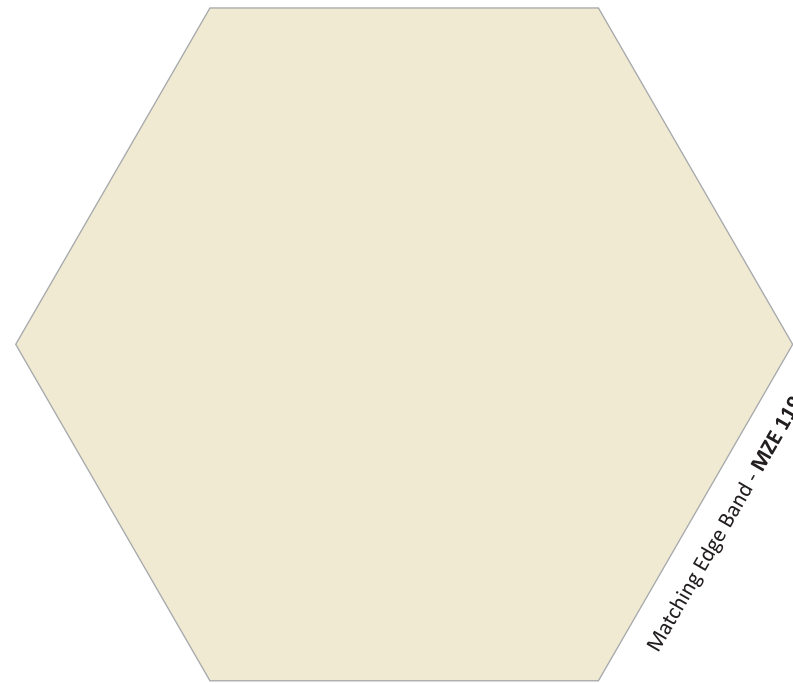
MZA-1029



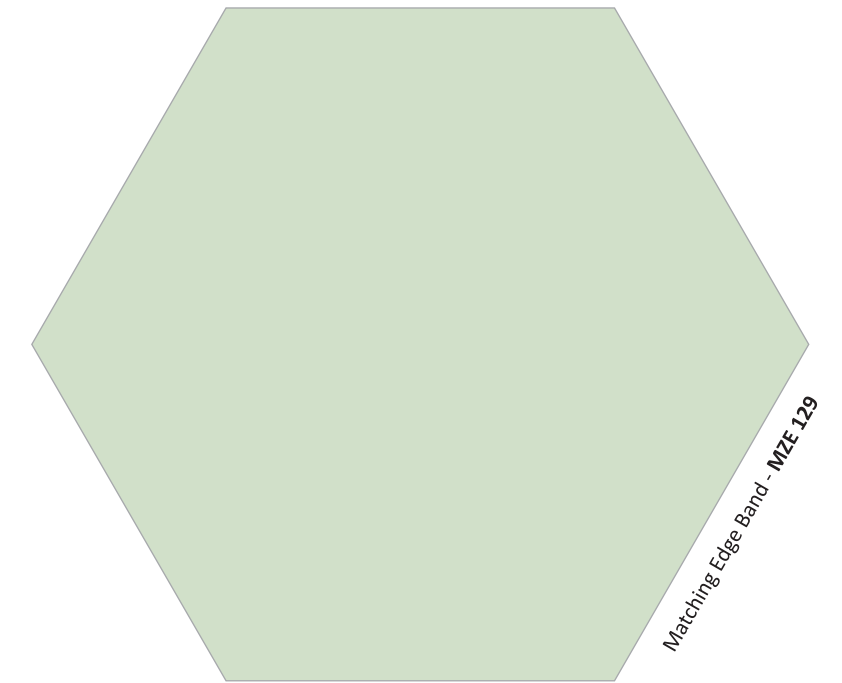

MZA-1024

- There can be colour variation in material from different batches, it is advised to use same batch material to avoid colour variation.
- Actual colour of the laminate sheet may vary from the sample in this catalogue.







MZA-1004




MZA-1028




MZA-1007



MZA-1005



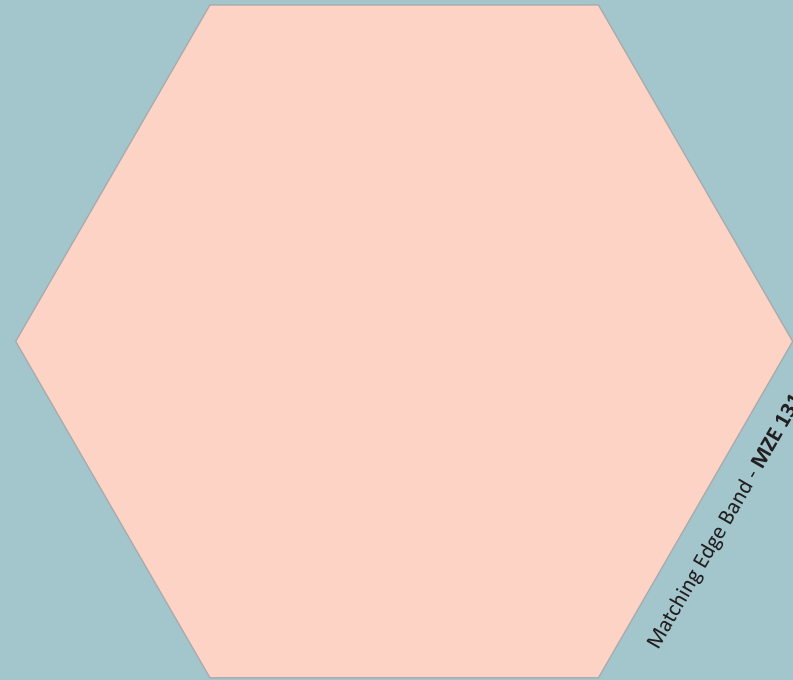
MZA-1025



MZA-1017

• There can be colour variation in material from different batches, it is advised to use same batch material to avoid colour variation.  
• Actual colour of the laminate sheet may vary from the sample in this catalogue.






Matching Edge Band - MZE 131




MZA-1021



Matching Edge Band - MZE 106




MZA-1023



Matching Edge Band - MZE 128




MZA-1027



Matching Edge Band - MZE 135




MZA-1034



Matching Edge Band - MZE 131



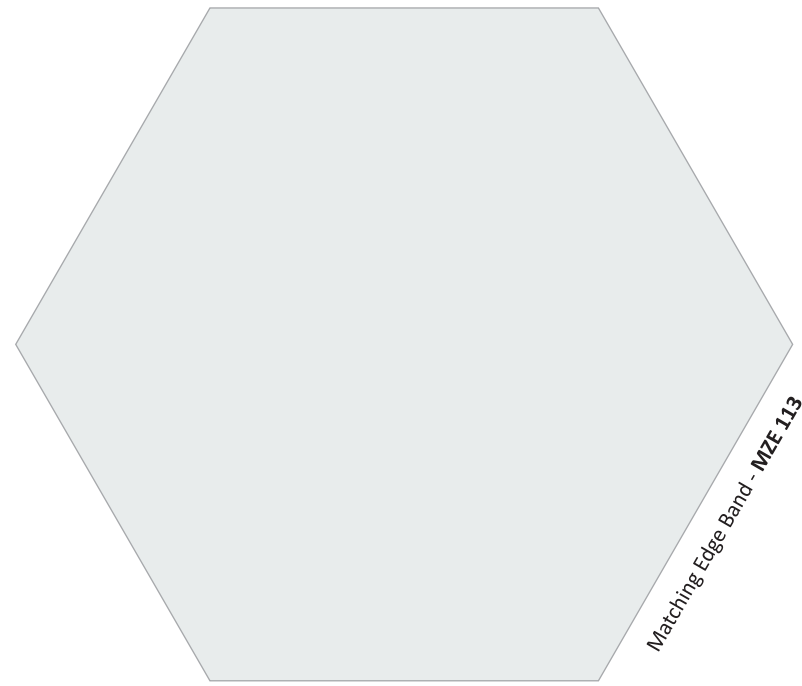
MZA-1030



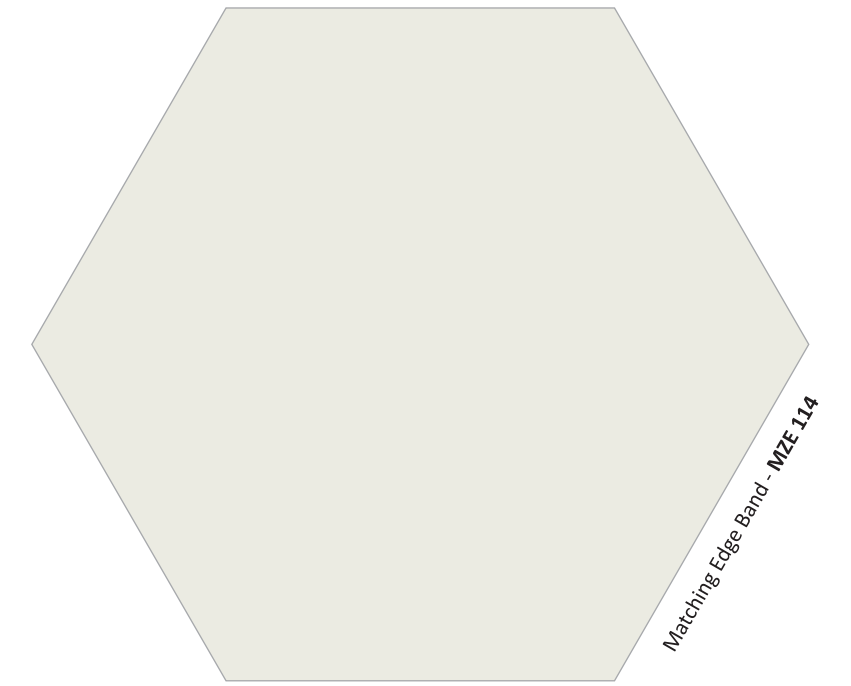
MZA-1020

- There can be colour variation in material from different batches, it is advised to use same batch material to avoid colour variation.
- Actual colour of the laminate sheet may vary from the sample in this catalogue.







MZA-1009




MZA-1018




MZA-1008



MZA-1011



MZA-1010



MZA-1019



• There can be colour variation in material from different batches, it is advised to use same batch material to avoid colour variation.  
• Actual colour of the laminate sheet may vary from the sample in this catalogue.






USED COLOR SHADE  
MZA - 4006



MZA-4006



MZA-4001



- There can be colour variation in material from different batches, it is advised to use same batch material to avoid colour variation.
- Actual colour of the laminate sheet may vary from the sample in this catalogue.





MZA-4002



USED COLOR SHADE  
MZA - 4005



MZA-4003



MZA-4005



- There can be colour variation in material from different batches, it is advised to use same batch material to avoid colour variation.
- Actual colour of the laminate sheet may vary from the sample in this catalogue.





USED COLOR SHADE  
MZA - 4102



MZA-4103



MZA-4101



MZA-4102



MZA-4104

- There can be colour variation in material from different batches, it is advised to use same batch material to avoid colour variation.
- Actual colour of the laminate sheet may vary from the sample in this catalogue.

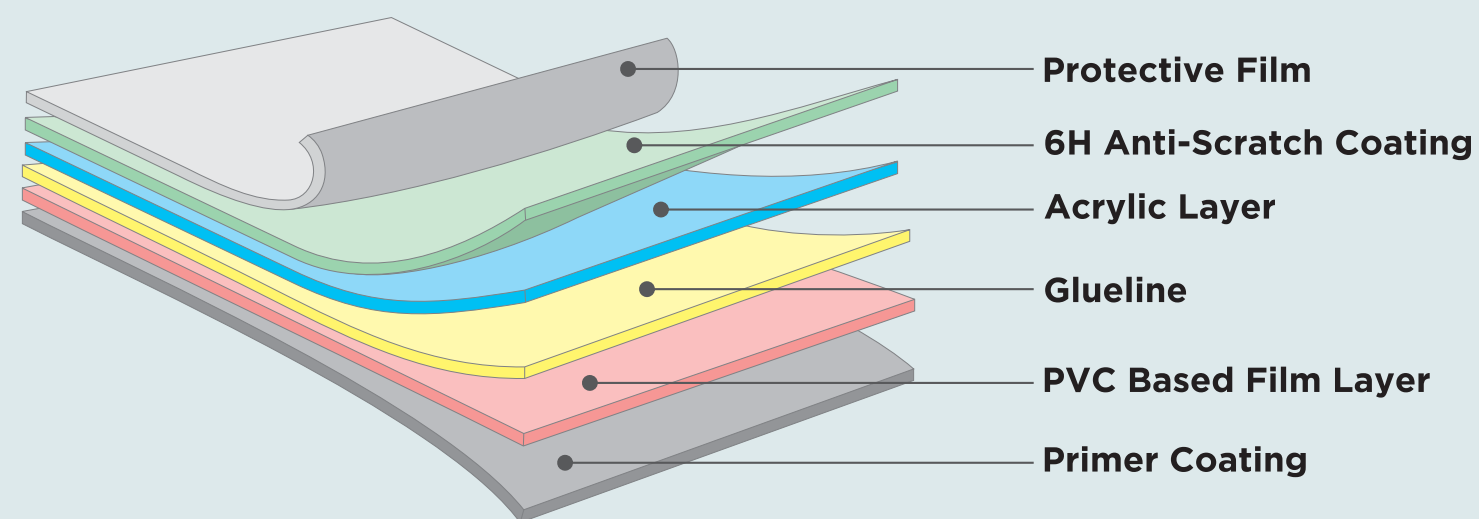


# MOZAICLAM

## COMPARISON TABLE

Parameters	MOZAICLAM Acrylic Laminate	High Gloss Laminate ( Mica )	PU Coating / Duco Paint	Back Painted Glass
Glass Level	>90	>70	>85	>85
Scratch Proof	6H Antiscratch	No	No	No
Color Consistency	Excellent	Not Good	Not Good	Not Good
Orange Peel	No	Yes	Yes	No
UV Resistance	Excellent	Bad	Bad	Bad
Water Resistance	Excellent	Bad	Bad	Excellent
DRY Heat Resistance	Excellent	Good	Bad	Bad
Volatile Organic Compounds ( VOCs)	No	Yes	Yes	Yes

## PRODUCT STRUCTURE



**Sheet Size : 8' x 4' (2440mm X 1220mm)**  
**Sheet Standard Thickness : 1.5mm & 3mm (Flute only)**  
**Sheet Thickness can be customized in 1mm, 1.5mm and 2mm**  
**Length & Width Tolerance : ±1 inch**  
**Thickness Tolerance : ±0.10mm**

**All designs in this catalogue  
 can be customized  
 in Flute Finish ( 3mm )**

## DISCLAIMER

- The Products are tested to be reasonably free of defects, and when used and fabricated properly they will comply with the applicable manufacturing specifications within realistic deviations. We recommend customers to inspect products properly before installing. Product's warranty in no way covers defects and non-compliance from or otherwise attributable to any other causes, including, without limitation the following :
- Improper handling / transportation / storage of Mozaiclam Acrylic Laminates
- Improper installation of Mozaiclam Acrylic Laminates
- Improper or unintended usage of Mozaiclam Acrylic Laminates
- Lack of or improper maintenance of Mozaiclam Acrylic Laminates
- Exposure to high temperatures
- Unauthorized alteration to the products
- Outdoor applications
- Do not use plywood with high moisture content
- Do not use ply with uneven surface
- Avoid using inferior quality adhesive
- Apply sufficient pressure
- Avoid pasting of sheets on the printed/branding area of the Plywood
- There will be no guarantee or exchange under any circumstances
- Color variations in products from different batches are possible
- We recommend using products from same batch to avoid color variations
- This brochure is for presentation purposes only. Actual colors may differ.



# MOZAICLAM

QC

Signature

Date

**LOCAL** के लिए  
**VOCAL**



[www.mozaiclam.com](http://www.mozaiclam.com)

**Fine Decor Industries LLP**  
Works: Plot No. 76,  
Ecotech-1 Extension,  
Greater Noida, (U.P.) 201310